

# Rainbows

## Annual Cost per Child



Based on Prices in 2008 National Girls Ministries Catalog

Complete Activity Book*	\$7.00 (one half of total cost)
Unit Badges	\$7.11 (\$.79 X 9 units)
Rainbows Emblem Badge	\$1.39
Noah's Ark Badge	\$.75
Future Royal Rangers Badge	\$1.25
Mpact Emblem Badge	\$1.25
Rainbows Vest	\$9.99
District Badge	\$1.39
<b>Total:</b>	<b>\$30.13</b>

\*Note: If activity pages are purchased separately instead of the complete Activity Book, pricing will be \$31.14 total, \$32.89 with Activity Folder purchased separately.

T-shirt: \$7.99

### *Ideas for Funding Your Club:*

- Award badge stickers instead of cloth badges.
- Create bulletin board awards for each child to display in your clubroom. Purchase the real awards at the end of the year for children who complete the requirements or attend faithfully.
- Organize an adoption plan for parents, church members, Women's Ministries, senior adults, etc., to sponsor on or two children.
- Hold fundraisers such as bike-a-thons, fireworks stands, bake sales, etc. Be creative!
- Ask the children's parents to pay for half of the curriculum and the church to pay the other half.
- Purchase individual activity pages instead of the complete set of activity books. Though more expensive in the end, this will spread out the cost over the year.
- Enlarge reproducible pages and have the children color them to use as posters in your clubroom.

# Daisies

## Annual Cost per Child



Based on Prices in 2008 National Girls Ministries Catalog

Complete Activity Book*	\$11.50
Unit Badges	\$7.11 (\$.79 X 9 units)
Daisies Emblem Badge	\$1.39
M'pact Emblem Badge	\$1.25
Daisies Sash	\$6.50
District Badge	\$1.39
<b>Total:</b>	<b>\$29.14</b>

\*Note: If activity pages are purchased separately instead of the complete Activity Book, pricing will be \$25.65 total, \$31.64 with Activity Folder and Introduction Pages purchased separately.  
T-shirt: \$7.99-8.99, depending on size

### Ideas for Funding Your Club:

- Award badge stickers instead of cloth badges.
- Create bulletin board awards for each girl to display in your clubroom. Purchase the real awards at the end of the year for girls who complete the requirements or attend faithfully.
- Organize an adoption plan for parents, church members, Women's Ministries, senior adults, etc., to sponsor on or two girls.
- Hold fundraisers such as bike-a-thons, fireworks stands, bake sales, etc. Be creative!
- Ask the girls' parents to pay for half of the curriculum and the church to pay the other half.
- Purchase individual activity pages instead of the complete set of activity books. Though more expensive in the end, this will spread out the cost over the year.
- Enlarge reproducible pages and have the girls color them to use as posters in your clubroom.

# Prims

## Annual Cost per Child



Based on Prices in 2008 National Girls Ministries Catalog

Complete Activity Book*	\$8.00 (one half of total cost)
Unit Badges	\$7.11 (\$.79 X 9 units)
Prims Emblem Badge	\$1.39
Mpact Emblem Badge	\$1.25
Prims Sash	\$6.50
District Badge	\$1.39
<b>Total:</b>	<b>\$25.64</b>

\*Note: If activity pages are purchased separately instead of the complete Activity Book, pricing will be \$25.65 total, \$34.64 with Activity Folder and Introduction Pages purchased separately.  
T-shirt: \$7.99-8.99, depending on size

### Ideas for Funding Your Club:

- Award badge stickers instead of cloth badges.
- Create bulletin board awards for each girl to display in your clubroom. Purchase the real awards at the end of the year for girls who complete the requirements or attend faithfully.
- Organize an adoption plan for parents, church members, Women's Ministries, senior adults, etc., to sponsor on or two girls.
- Hold fundraisers such as bike-a-thons, fireworks stands, bake sales, etc. Be creative!
- Ask the girls' parents to pay for half of the curriculum and the church to pay the other half.
- Purchase individual activity pages instead of the complete set of activity books. Though more expensive in the end, this will spread out the cost over the year.
- Enlarge reproducible pages and have the girls color them to use as posters in your clubroom.

# Stars

## Annual Cost per Child



Based on Prices in 2008 National Girls Ministries Catalog

Complete Activity Book*	\$6.67 (one-third of total cost; includes enough Activity Pages for 3 years)
Unit Badges	\$7.11 (\$.79 X 9 units)
Step Badge	\$1.39 (may complete two in one year)
Stars Emblem Badge	\$1.39
M'pact Emblem Badge	\$1.25
Stars Sash	\$6.50
District Badge	\$1.39
<b>Total:</b>	<b>\$25.70</b>

\*Note: If activity pages are purchased separately instead of the complete Activity Book, pricing will be \$27.04 total, \$36.03 with Activity Folder and Introduction Pages purchased separately.

T-shirt: \$7.99-8.99, depending on size


### Ideas for Funding Your Club:

- Award badge stickers instead of cloth badges.
- Create bulletin board awards for each girl to display in your clubroom. Purchase the real awards at the end of the year for girls who complete the requirements or attend faithfully.
- Organize an adoption plan for parents, church members, Women's Ministries, senior adults, etc., to sponsor on or two girls.
- Hold fundraisers such as bike-a-thons, fireworks stands, bake sales, etc. Be creative!
- Ask the girls' parents to pay for half of the curriculum and the church to pay the other half.
- Purchase individual activity pages instead of the complete set of activity books. Though more expensive in the end, this will spread out the cost over the year.
- Enlarge reproducible pages and have the girls color them to use as posters in your clubroom.

# Friends

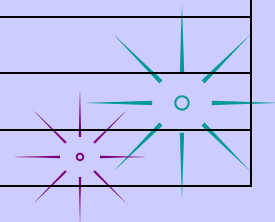
## Annual Cost per Girl

T G M ☆ ☆



Based on Prices in 2008 National Girls Ministries Catalog


Complete Journal* & 6 Additional Units	\$7.45 (One-third of total cost)
Friends Necklace	\$5.50 (one time only)
Pendant Charms	\$14.34 (\$2.39 X 6)
<b>Total:</b>	<b>\$27.29</b>



\*Note: If activity pages are purchased separately instead of the complete Activity Book, pricing will be \$25.18 total, \$36.17 with Activity Folder and Introduction Pages purchased separately.  
T-shirt: \$8.99-13.50, depending on size

### Ideas for Funding Your Club:

- Organize an adoption plan for parents, church members, Women's Ministries, senior adults, etc., to sponsor on or two girls.
- Hold fundraisers. Be creative!
  - Try bike-a-thons, fireworks stands, or bake sales.
  - Hold a Rock-a-thon. Ask people to pledge for each hour a girl stays on the rocking chair.
  - Set up a church Christmas Card Post Office. Charge a fee per card sent. People can save on actual postage, and appreciate the opportunity to help the girls. A nice "booth" can be set up in the church foyer as the post office. Girls receive an separate the cares, and then deliver them during the Sunday School hour.
- Ask the girls' parents to pay for half of the curriculum and the church to pay the other half.
- Purchase individual Journal pages instead of the complete set of Journals. Though more expensive in the end, this will spread out the cost over the year.
- Charge weekly "dues" of 25 or 50 cents that can go into the program to replenish curriculum, buy awards, etc.



# Girls Only

## Annual Cost per Girl

T G M ☆ ☆



Based on Prices in 2008 National Girls Ministries Catalog

Complete Journal & 8 Additional Units	\$6.03 (One-fourth of total cost)
Unit Pins	\$13.75 (2.75 X 5)
<b>Total:</b>	<b>\$19.78</b>

\*Note: If activity pages are purchased separately instead of the complete Activity Book, pricing will be \$19.09 total, \$36\$30.08with Activity Folder and Introduction Pages purchased separately.  
T-shirt: \$9.99-12.50, depending on size

### Ideas for Funding Your Club:

- Organize an adoption plan for parents, church members, Women's Ministries, senior adults, etc., to sponsor on or two girls.
- Hold fundraisers. Be creative!
  - Try bike-a-thons, fireworks stands, or bake sales.
  - Hold a Rock-a-thon. Ask people to pledge for each hour a girl stays on the rocking chair.
  - Set up a church Christmas Card Post Office. Charge a fee per card sent. People can save on actual postage, and appreciate the opportunity to help the girls. A nice "booth" can be set up in the church foyer as the post office. Girls receive an separate the cares, and then deliver them during the Sunday School hour.
- Ask the girls' parents to pay for half of the curriculum and the church to pay the other half.
- Purchase individual Journal pages instead of the complete set of Journals. Though more expensive in the end, this will spread out the cost over the year.
- Charge weekly "dues" of 25 or 50 cents that can go into the program to replenish curriculum, buy awards, etc.